

ACTIVITY

— of the day —

Plant Sequencing Activity

Shavuos is coming! And it's planting season! Combine these two exciting themes in one amazing Niflaos Haborei lesson: the process of growing a plant/flower. Children will show comprehension of the planting process by completing this enjoyable sequencing activity.

Materials:

Crayons

Scissors





Glue


Directions:

1. Print sequencing template
2. Cut pictures
3. Paste the pictures into the boxes in the correct sequence
4. Optional: Color the pictures


Note: Children learn best when able to experiment with the information they are taught in a hands-on way. In this case it would mean actually planting with soil and seeds. Try to get hold of some soil, seeds, and a planting cup, and watch your plant grow!

compiled by:







#1



#2



#3



#4