

Let's Set the Table for Shabbos: Cut 'n Paste Activity

By Chaya Rubens

Grade Level: Early Childhood, Elementary, Special Ed, Kiruv

Description:

Transform an everyday table into a special one, set l'chvod Shabbos, by adding Shabbos-related cut-outs! Use as part of a Shabbos unit. Note: This item is written in British English; download the editable Word file to change to American English.

Materials Needed:




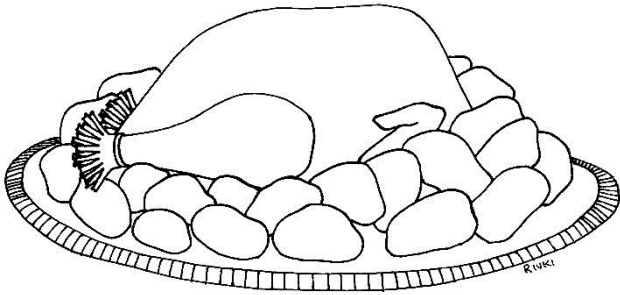
- Scissors
- Glue stick
- Coloring supplies

Instructions:

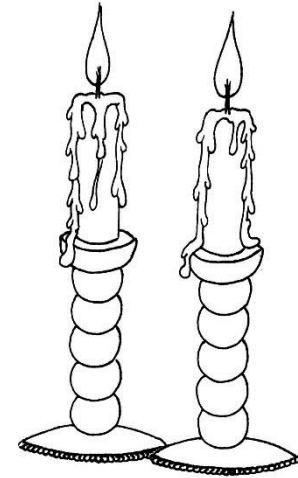

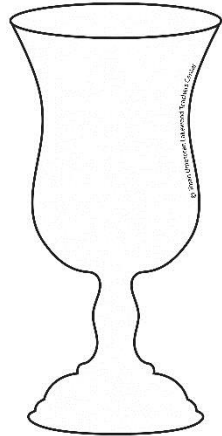
1. Have students cut out and affix the Shabbos objects of their choice onto the table.
2. Have students color in the worksheet.

Variations:

The contributor of this item also had students create their own Shabbos songs which were displayed alongside these tables.



© Walder Education Pavilion
of Torah Umesorah
teacherscenter@waldereducation.org



Name



Name